

# Utility LED Exit

FAMCO MONITORED EXIT SERIES



## Cost Efficient LED Exit Sign

Famco Utility LED emergency exit signs provide a cost efficient solution for emergency exit sign applications. The robust design allows the installation of new fittings as well as the upgrade of existing fittings.

Maintained operation on long life LED light source using latest replaceable LED strip technology. MasterMinder emergency monitoring and testing system compatible.

Both the wall mount (single sided) and ceiling mount (double sided) diffusers include all directional running man decals.

**Available in all-in-one box solution**



F9940 / FX9940 Single Sided Wall mounted



F9941 / FX9941 Double Sided Ceiling mounted

# Utility LED Exit FAMCO MONITORED EXIT SERIES

- Economy sign suitable for a wide range of Emergency Lighting Applications
- Long life LED light source using latest replaceable LED strip technology
- MasterMinder emergency monitoring and testing system available
- Suitable for Maintained operation
- Dual rate charging for maximum life of high temperature NiCd batteries
- 3-watt maximum consumption (2.2watts typical illuminated on Low rate charge)
- Robust Ceiling or Wall Mount Diffuser versions available
- All Running Man decal options included
- Detachable geartray for quicker installation and removal
- Complies with AS2293.3

## Technical Specifications

### Body constructions

Injection moulded high resistance fire retardant PC

### Diffuser

Injected moulded opalescent acrylic

### Operation Mode

Maintained

### Lamp

Premium LED Strip (Manufactured in Australia)

### Battery

High Temperature NiCd 4 x AA cells in-line 650mAh

### IP rating

IP20

## Maximum Viewing Distance 24M.


PHOTOMETRIC CLASSIFICATION			MAXIMUM PERMISSIBLE SPACING FOR EMERGENCY LUMINAIRES								
			MOUNTING HEIGHT - M								
			2.1	2.4	2.7	3.0	3.3	3.6	4.0	4.5	5
F9940 / FX9940 Single Sided	C0	E2.5	5.6	5.8	5.8	6.0	5.8	5.8	5.2	5.2	4.6
	C90	E2.5	5.6	5.8	5.8	6.0	5.8	5.8	5.2	5.2	4.6
F9941 / FX9941 Double Sided	C0	E2.5	5.6	5.8	5.8	6.0	5.8	5.8	5.2	5.2	4.6
	C90	E2.5	5.6	5.8	5.8	6.0	5.8	5.8	5.2	5.2	4.6

2 metres or less mounting heights are considered impractical, and are not included in the table. Maximum spacings for mounting heights between the values given in the table may be obtained by interpolation.


## Wall Mounted Single Sided

### Catalogue Numbers

- F9940 Wall Mounted Exit LED  
FX9940 FMX Wall Mounted Exit LED Monitored



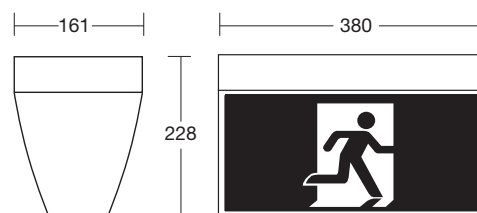
Diffuser Sheets included on ALL-IN-ONE solutions



## Ceiling Mounted Double Sided

### Catalogue Number

- F9941 Wall Mounted Exit LED  
FX9941 FMX Wall Mounted Exit LED Monitored



Diffuser Sheets included on ALL-IN-ONE solutions

